




## Specifications

Image	SKU	Style	Outside Diameter	Inside Diameter	Projection
	CM31CA	Carlsbad	31 1/8in.	N/A	1 1/2in.
	CM31BA	Baile	31 1/4in.	N/A	2 1/4in.
	CM31TR	Traditional	31 1/2in.	N/A	2 1/2in.
	CM31KI	Kirke	31 1/2in.	3 5/8in.	1 1/2in.
	CM31PM	Palmetto	31 1/2in.	3 5/8in.	1 3/4in.

# Specifications

## Available Paints & Finishes

### FLAT PAINT & CUSTOM FINISHES



### SPECIALTY METAL & WOOD FINISHES



### SPECIALTY CRACKLE FINISHES

