

# Specifications

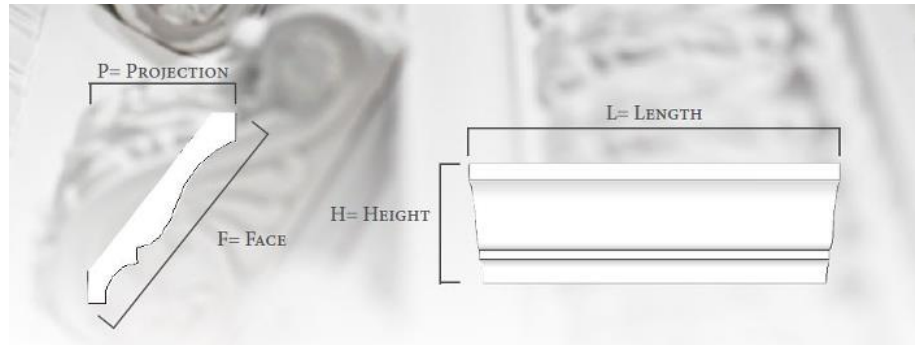








Image	Style	SKU	Height (H)	Projection (P)	Face (F)	Length (L)
	Bedford Smooth Mini	MLD01X01X02BE	1 1/2in.	1 1/2in.	2 1/4in.	96in.
	Tyrone Smooth	MLD01X01X02TY	1 1/2in.	1 1/2in.	2 1/4in.	96in.
	Bradford Smooth Corner	MLD01X01X02BR	1 1/2in.	1 1/2in.	2 1/8in.	94 1/2in.
	Cole Smooth Corner	MLD01X01X02CO	1 1/2in.	1 1/2in.	2 1/8in.	94 1/2in.
	Ashford Smooth Mini	MLD01X01X02AS	1 1/2in.	1 1/2in.	2 1/8in.	96in.
	Hillsborough Traditional Smooth	MLD01X01X01HI	1 1/4in.	1 1/4in.	1 3/4in.	94 1/2in.

# Specifications

	Edinburgh Traditional Smooth	MLD01X01X02ED	1 3/4in.	1 3/4in.	2 1/2in.	94 1/2in.
	Traditional Smooth	MLD01X01X02TR	1 3/4in.	1 3/4in.	2 5/8in.	94 1/2in.
	Adonis Traditional Smooth	MLD01X04X04AD	1 3/4in.	4in.	4 1/2in.	94 1/2in.
	Odessa Traditional Smooth	MLD01X01X02OD	1 5/8in.	1 5/8in.	2 1/4in.	94 1/2in.
	Jackson Traditional Smooth	MLD01X01X02JA	1 5/8in.	1 5/8in.	2 1/4in.	96in.
	Classic Roped	MLD01X01X02CL	1 7/8in.	1 7/8in.	2 3/4in.	96in.